

Fund Fact Sheet

29 January 2021

GBP Class I Dist
ISIN: IE00B530JS22



NAV per Share

GBP Class I Dist £5.10

Fund Particulars

Fund Size	£1,485.8 million
Base Currency	GBP
Denominations	GBP / US\$ / EUR
Fund Structure	Open-ended
Domicile	Dublin, Ireland
Listing	Irish Stock Exchange
Launch Date ¹	16 October 1998
Management	Polar Capital LLP

Historic Yield (%)² 1.69

Fund Managers



Nick Martin

Fund Manager

Nick joined the team in 2001 and manages the Fund. He joined Polar Capital in 2010 and has 22 years of industry experience.



Dominic Evans

Analyst

Dominic joined Polar Capital in October 2012 and has 12 years of industry experience.

Fund Profile

Investment Objective

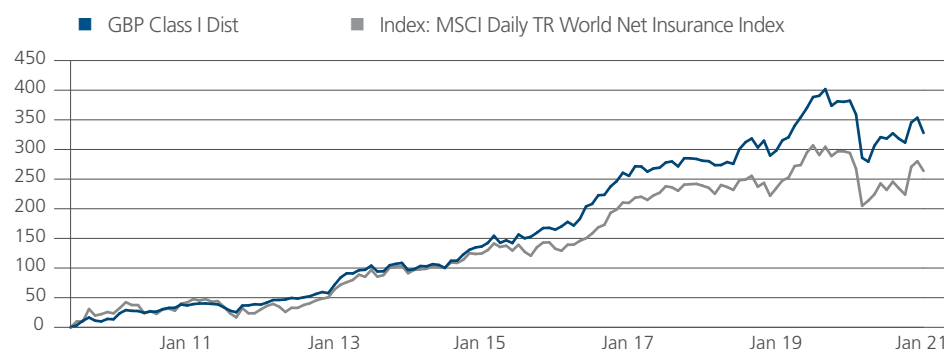
The Fund aims to provide an attractive total return, irrespective of broader economic and financial market conditions, by investing in companies operating within the international insurance sector.

Key Facts

- Managed by industry professionals
- Low correlation to broader equity markets
- 20+ year track record (since launch)
- Typically own 30-35 holdings with low turnover
- No benchmark or tracking error constraints
- Fundamentally-driven analysis and stock selection

Share Class Performance

Performance Since Launch (%)¹



	Since Launch								
	1 month	3 month	YTD	1 year	3 years	5 years	10 years	Ann.	Cum.
GBP Class I Dist	-5.65	3.96	-5.65	-11.27	12.33	61.60	212.67	13.43	327.91
Index	-4.29	12.32	-4.29	-7.68	7.38	57.05	157.25	11.88	265.20

Discrete Annual Performance (%)

	12 months to	29.01.21	31.01.20	31.01.19	31.01.18	31.01.17
GBP Class I Dist		-11.27	21.17	4.48	7.17	34.24
Index		-7.68	17.76	-1.23	9.76	33.25

Source: Northern Trust International Fund Administration Services (Ireland) Ltd, monthly percentage growth, GBP and has been calculated to account for the deduction of fees, **with reinvestment of all principal, dividends, interest and profits**. Fund performance does not take account of any commissions or costs incurred by investors when subscribing for or redeeming shares. The GBP Class I Dist was launched on 21 July 2009. The index performance figures are sourced from Bloomberg and are in GBP terms. These figures refer to the past. Investments in funds are subject to risk. **Past performance is not a reliable indicator of future returns.** The money invested in a fund can increase and decrease in value and past performance is not a reliable indicator that you will get back the full amount invested. The performance calculation is based on GBP. If the currency in which the past performance is displayed differs from the currency of the country in which you reside, then you should be aware that due to exchange rate fluctuations the performance shown may increase or decrease if converted into your local currency. Please see the Important Information on the last page of this document for further information on the risks to your investment.

1. The Polar Capital Global Insurance Fund was launched on 27 May 2011 (the Hiscox Insurance Portfolio Fund, launched 16 October 1998, was merged into the Polar Capital Global Insurance Fund on 27 May 2011). Performance data prior to 27 May 2011 relates to the Hiscox Insurance Portfolio Fund. Whilst the investment management team and strategy are identical between the Hiscox Insurance Portfolio Fund and the Polar Capital Global Insurance Fund, please note not all terms are consistent, including fees. Please refer to the Fund Prospectus for details of the Polar Capital Global Insurance Fund. Past performance is not indicative or a guarantee of future returns. Prior to the amalgamation of both funds, the benchmark was the Datastream World Insurance Index (£). The benchmark was changed at the launch of the Polar Capital Global Insurance Fund to the MSCI Daily TR World Net Insurance Index as it is the benchmark upon which performance fees are calculated.

2. Historic yield is based on a NAV per share of £5.10 and income of £0.0860 per unit paid in the last 12 months, based on GBP Institutional distribution units. **WARNING: Investors should note that historic yield does not measure the overall performance of a fund. It is possible for a fund to lose money overall but to have a positive historic yield. Historic yield cannot be considered as being similar to the interest rate an investor would earn on a savings account.**

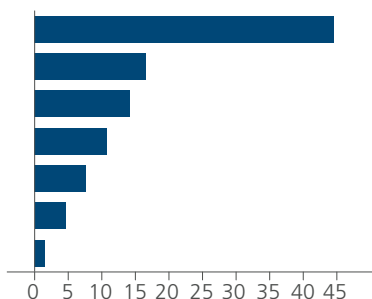
Polar Capital Funds plc - Global Insurance Fund

Portfolio Exposure

As at 29 January 2021

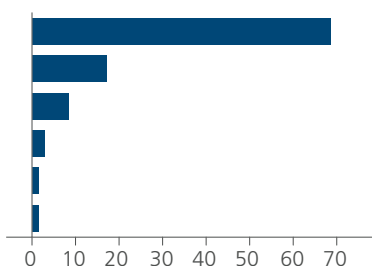
Sector Exposure (%)

Commercial	44.6
Retail	16.6
Reinsurance	14.2
Insurance Brokers	10.8
Life and Health	7.7
Multi-line Insurance	4.6
Cash	1.6



Geographic Exposure by Listing (%)

US	68.6
UK	17.1
Canada	8.5
Asia	2.8
Europe	1.5
Cash	1.6



Top 10 Positions (%)

Chubb	7.7
Arch Capital	7.1
Marsh & McLennan	6.8
Alleghany	5.1
Markel	4.9
Essent Group	4.9
Fairfax Financial Holdings	4.8
RenaissanceRe Holdings	4.1
WR Berkley	4.0
Aon	4.0

Total 53.4

Total Number of Positions 31

Active Share 70.59%

Market Capitalisation Exposure (%)

Large Cap (>\$20bn)	35.0
Mid Cap (\$5bn - \$20bn)	45.1
Small Cap (<\$5bn)	19.9

Share Class Information

Codes & Fees

Share Class	Bloomberg	ISIN	SEDOL	OCF	Annual Fee
US\$ Class R Acc	PCFIRUA ID	IE00B5164B09	B5164B0	1.36%	1.25%
US\$ Class R Dist	PCFIRUD ID	IE00B4X9QT28	B4X9QT2	1.36%	1.25%
GBP Class R Acc	PCFIRGA ID	IE00B4X2MP98	B4X2MP9	1.36%	1.25%
GBP Class R Dist	PCFIRGD ID	IE00B51X0H96	B51X0H9	1.36%	1.25%
EUR Class R Acc	PCFIREA ID	IE00B52VLZ70	B52VLZ7	1.36%	1.25%
EUR Class R Dist	PCFIREID ID	IE00B547TM68	B547TM6	1.36%	1.25%
US\$ Class I Acc	PCFIUA ID	IE00B4Y53217	B4Y5321	0.86%	0.75%
US\$ Class I Dist	PCFIUD ID	IE00B503VV16	B503VV1	0.86%	0.75%
GBP Class I Acc	PCFIIGA ID	IE00B5339C57	B5339C5	0.86%	0.75%
GBP Class I Dist	PCFIIGD ID	IE00B530JS22	B530JS2	0.86%	0.75%
EUR Class I Acc	PCFIIEA ID	IE00B55MWC15	B55MWC1	0.86%	0.75%
EUR Class I Dist	PCFIIED ID	IE00B4V4LB63	B4V4LB6	0.86%	0.75%
US\$ Class I Acc Hedged	PCGIHU ID	IE00BD3BW042	BD3BW04	0.86%	0.75%
EUR Class I Acc Hedged	PCGIHE ID	IE00BD3BW158	BD3BW15	0.86%	0.75%
GBP Class RA Dist*	SNGIHPID ID	IE00B5NH4W20	B5NH4W2	1.36%	1.25%
GBP Class RB Acc*	SNGIHPA ID	IE00B63V4760	B63V476	1.36%	1.25%
GBP Class I Dist (E)*	HISIPED ID	IE00B4XZ9Q84	B4XZ9Q8	0.86%	0.75%
GBP Class I Acc (F)*	HISIPFA ID	IE00B61MW553	B61MW55	0.86%	0.75%

Minimum Investment: Class I Shares; US\$1 million (or its foreign currency equivalent).
Class R Shares; No minimum subscription. *These share classes are closed to new investors.
Performance Fee 10.00% of outperformance of MSCI Daily TR World Net Insurance Index.
Ongoing Charges Figure (OCF) is the latest available, as per the date of this factsheet.

Administrator Details

Northern Trust International Fund
Administration Services (Ireland) Ltd

Telephone +353 1 434 5007

Fax +353 1 542 2889

Dealing Daily

Cut-off 15:00 Dublin time

Note: Totals may not sum due to rounding. It should not be assumed that recommendations made in future will be profitable or will equal performance of the securities in this document. A list of all recommendations made within the immediately preceding 12 months is available upon request.

Polar Capital Funds plc - Global Insurance Fund

Fund Managers Comments

As at 29 January 2021

In January, the GBP R Class (Acc) shares of the Fund returned -5.7% versus -4.3% for the MSCI World Insurance Index benchmark, -1.4% for the MSCI World (both net total return GBP), -0.8% for the FTSE All Share and -1.4% for the S&P 500 (both total return GBP).

It has been another frustrating month of performance for the Fund and the sector, especially given the fourth quarter earnings season has started well. Through 2 February, seven of our underwriters have reported representing c29% of the portfolio (five commercial insurers, one reinsurer and one auto/home insurer). Book value growth has averaged over 7%, comfortably ahead of the 4% expectation we noted in last month's fact sheet commentary.

Looking specifically at the five commercial insurer results, they reported an average underwriting margin of 12% in 4Q20 (a combined ratio of 88%) and 5% for FY20 despite elevated catastrophes and the impact of COVID-19. Underlying underwriting margins, excluding the impact of catastrophe losses and prior year loss reserve development, increased 2.8% for FY20 as we are now starting to see the impact of strong premium rate rises since the end of 2018 earn through into reported profits and consequently book value growth. There was a significant margin acceleration during the year with 1Q20 averaging 0.8%, 2Q20 2.8%, 3Q20 3.3% and 4Q20 4.4%. This is exactly what we expected to see. We fully anticipate this underlying margin improvement to continue into at least FY22 reported results, if not beyond, accelerating the pace of book value growth and this is a key reason why we revised our expected book value growth for our portfolio back to 10%+ following the third quarter results late last year.

Our largest broker holding, Marsh & McLennan (MMC) capped a strong 2020 with an impressive 4Q20 result. Full year like-for-like EPS growth was 7% despite a very challenging economic backdrop, helped by 1% organic growth and strong margin expansion. Looking to 2021, management expects "solid growth" in EPS driven by underlying revenue growth of 3-5%, further margin expansion and capital management initiatives. Well managed insurance brokers are wonderful cash cows and management has guided to \$3.5bn capital deployment for 2021, up from \$2.6bn deployed in 2020. MMC's debt leverage temporarily rose in 2019 following the cash acquisition of JLT, but with balance sheet strength now fully restored only \$500m of the \$3.5bn expected cash generation will be used to retire debt. With a dividend expense of c\$1bn, this leaves c\$2bn for value creating M&A and share repurchases. Management has suggested buybacks will be "meaningful" and we look for to them capitalising on recent share price weakness.

2021 represents the 150th anniversary of MMC. Dan Glaser, CEO, put this achievement in context on their earnings call: *"Our growth and financial performance over this period was also outstanding. At the beginning of the 20th century, we had approximately 20 employees and less than \$1m of revenue. Fast forward to today, we have over 76,000 employees in 130 countries and over \$17bn of revenue. Since going public in 1962, our financial returns have been exceptional with significant earnings growth. During this time, our revenues, adjusted operating income and adjusted EPS all have grown by a double-digit CAGR with a share price return CAGR over 10% annually. These stock returns meaningfully outpaced the S&P 500 and are testament to the value that Marsh & McLennan delivers for clients, colleagues and shareholders."*

MMC also gave an update on their quarterly Global Insurance Market Index on their earnings call. The Index rose 22% in 4Q20 compared with 20% in 3Q20, 19% in 2Q20, 14% in 1Q20 and 11% in 4Q19. This is the greatest increase since the survey began. We believe the compounded impact of these rate increases is not fully understood. Since 4Q18 the Marsh index is up 38%. There is always a lag between premium rate rises and their impact showing up in the income statement and consequently book value growth. An insurance policy written today typically takes 12 months to be fully recognised in the premium revenue top line given the usual annual

contract. A prudent underwriter would likely recognise less than half of that contract's expected underwriting profit in those 12 months, given the inherent uncertainties of insurance, with the balance coming in future reporting periods through positive loss reserve releases. This lagged feature of the insurance industry means the underwriting margins currently being reported are more commensurate with what the underwriting environment was 6-18 months ago than the much stronger pricing we have today. We have much to look forward to.

There are no signs that the premium rate momentum we have seen since late 2018 will not slow any time soon which means we can reasonably expect strong book value growth for the next 4-5 years. We believe the earnings stream of our companies is less sensitive to the macroeconomic outlook than most other industries given the non-discretionary nature of the insurance purchase, and furthermore is less vulnerable to the technological disruption that has broken long-established business models in other sectors.

Since the COVID-19-related headwinds of the first half of 2020 our companies have rewarded our patience with strong book value growth which we expect to continue. We believe their prospects continue to improve and the time this is more appropriately recognised in company valuations is getting ever closer.

Nick Martin

3 February 2021



Source & Copyright: CITYWIRE. Nick Martin has been awarded a Plus rating by Citywire for his 3 year risk-adjusted performance for the period 31/12/2017 - 31/12/2020.

©2020 Morningstar. All Rights Reserved. Rating representative of the I GBP Acc Share Class, as at 31/12/2020. Ratings may vary between share classes. The information contained herein: (1) is proprietary to Morningstar and/or its content providers; (2) may not be copied or distributed; and (3) is not warranted to be accurate, complete or timely. Neither Morningstar nor its content providers are responsible for any damages or losses arising from any use of this information. Past performance is no guarantee of future results. For more detailed information about the Morningstar Rating or Morningstar Analyst rating, including its methodology, please go to: <http://corporate1.morningstar.com/AnalystRating/>.

FE Crown Fund Ratings do not constitute investment advice offered by FE and should not be used as the sole basis for making any investment decision. All rights reserved.

FE Alpha Manager Ratings do not constitute investment advice offered by FE and should not be used as the sole basis for making any investment decision. © 2020 FE. All rights reserved.

It should not be assumed that recommendations made in future will be profitable or will equal performance of the securities in this document. A list of all recommendations made within the immediately preceding 12 months is available upon request.

Polar Capital Funds plc - Global Insurance Fund

Important Information

Important Information: This document is provided for the sole use of the intended recipient and is not a financial promotion. Global Insurance Fund (the "Fund") is a sub-fund of Polar Capital Funds plc - which is authorised by the Central Bank of Ireland as an Undertaking for Collective Investment in Transferable Securities under the European Communities (Undertakings for Collective Investment in Transferable Securities) Regulations 2011 (S.I. 352/2011), as amended. This document has been prepared by Polar Capital for informational purposes only for the sole use of the intended recipient. It does not seek to make any recommendation to buy or sell any particular security (including shares in the Fund) or to adopt any specific investment strategy. This document does not contain information material to an investor's decision to invest in the Fund. Shares in the Fund are offered only on the basis of information contained in the prospectus, key investor information document ("KIID"), and the latest annual audited accounts. Copies are available free of charge from Polar Capital at the below address or on www.polarcapital.co.uk. The KIID is available in Danish, Dutch, English, French, German, Italian, Norwegian, Spanish and Swedish. The prospectus is available in English.

Regulatory Status: Polar Capital LLP is a limited liability partnership (OC314700), authorised and regulated by the UK Financial Conduct Authority and is registered as an investment adviser with the US Securities & Exchange Commission. A list of members is open to inspection at 16 Palace Street, London, SW1E 5JD. FCA authorised and regulated Investment Managers are expected to write to investors in funds they manage with details of any side letters they have entered into. The FCA considers a side letter to be an arrangement known to the investment manager which can reasonably be expected to provide one investor with more materially favourable rights, than those afforded to other investors. These rights may, for example, include enhanced redemption rights, capacity commitments or the provision of portfolio transparency information which are not generally available. The Fund and the Investment Manager are not aware of, or party to, any such arrangement whereby an investor has any preferential redemption rights. However, in exceptional circumstances, such as where an investor seeds a new fund or expresses a wish to invest in the Fund over time, certain investors have been or may be provided with portfolio transparency information and/or capacity commitments which are not generally available. Investors who have any questions concerning side letters or related arrangements should contact the Polar Capital Desk at the Administrator on (+353) 1 434 5007. The Fund is prepared to instruct the custodian of the Fund, upon request, to make available to investors portfolio custody position balance reports monthly in arrears.

Third-party Data: Some information contained herein has been obtained from third party sources and has not been independently verified by Polar Capital. Neither Polar Capital nor any other party involved in or related to compiling, computing or creating the data makes any express or implied warranties or representations with respect to such data (or the results to be obtained by the use thereof), and all such parties hereby expressly disclaim all warranties of originality, accuracy, completeness, merchantability or fitness for a particular purpose with respect to any data contained herein.

Holdings: Portfolio data is "as at" the date indicated and should not be relied upon as a complete or current listing of the holdings (or top holdings) of the fund. The holdings may represent only a small percentage of the aggregate portfolio holdings, are subject to change without notice, and may not represent current or future portfolio composition. Information on particular holdings may be withheld if it is in the fund's best interest to do so. A historic complete list of the portfolio holdings may be made available upon request. It should not be assumed that recommendations made in future will be profitable or will equal performance of the securities in this document. A list of all recommendations made within the immediately preceding 12 months is available upon request. This document is designed to provide updated information to professional investors to enable them to monitor the Fund. No other persons should rely upon it. The information provided in this document should not be considered a recommendation to purchase or sell any particular security.

Information Subject to Change: The information contained herein is subject to change, without notice, at the discretion of Polar Capital and Polar Capital does not undertake to revise or update this information in any way.

Forecasts: References to future returns are not promises or estimates of actual returns Polar Capital may achieve, and should not be relied upon. The forecasts contained herein are for illustrative purposes only and are not to be relied upon as advice or interpreted as a recommendation. Forecasts are based upon subjective estimates and assumptions about circumstances and events that may not yet have taken place and may never do so.

Statements/Opinions/Views: All opinions and estimates constitute the best judgment of Polar Capital as of the date hereof, but are subject to change without notice, and do not necessarily represent the views of Polar Capital. This material does not constitute legal or accounting advice; readers should contact their legal and accounting professionals for such information. All sources are Polar Capital unless otherwise stated.

Benchmark: The Fund is actively managed and uses the MSCI Daily TR World Net Insurance Index as a performance target and to calculate the performance fee. The benchmark has been chosen as it is generally considered to be representative of the investment universe in which the Fund invests. The performance of the Fund is likely to differ from the performance of the benchmark as the holdings, weightings and asset allocation will be different. Investors should carefully consider these differences when making comparisons. Further information about the benchmark can be found www.msicbarra.com. The benchmark is provided by an administrator on the European Securities and Markets Authority (ESMA) register of benchmarks which includes details of all authorised, registered, recognised and endorsed EU and third country benchmark administrators together with their national competent authorities.

Performance: The performance shown has been calculated to account for the deduction of fees and expenses and includes the reinvestment of dividends and capital gain distributions. £ or GBP/US\$/JPY/EUR/CHF = Currency abbreviations of: British Pound sterling/US Dollar/Japanese Yen/Euro/Swiss Franc, respectively.

Allocations: The strategy allocation percentages set forth in this document are estimates and actual percentages may vary from time-to-time. The types of investments presented herein will not always have the same comparable risks and returns. Please see the private placement memorandum for a description of the investment allocations as well as the risks associated therewith. Please note that the Fund may elect to invest assets in different investment sectors from those depicted herein, which may entail additional and/or different risks. Performance of the Fund is dependent on the Investment Manager's

ability to identify and access appropriate investments, and balance assets to maximize return to the Fund while minimizing its risk. The actual investments in the Fund may or may not be the same or in the same proportion as those shown herein.

Risk: Factors affecting fund performance may include changes in market conditions (including currency risk) and interest rates, as well as other economic, political, or financial developments. The Fund's investment policy allows for it to enter into derivatives contracts. Leverage may be generated through the use of such financial instruments and investors must be aware that the use of derivatives may expose the Fund to greater risks, including, but not limited to, unanticipated market developments and risks of illiquidity, and is not suitable for all investors. Past performance is not a guide to or indicative of future results. Future returns are not guaranteed and a loss of principal may occur. Polar Capital may also receive a performance fee based on the appreciation in the NAV per share and accordingly the performance fee will increase with regard to unrealised appreciation, as well as realised gains. The performance fee may create an incentive for Polar Capital to make investments for Polar Capital Funds plc which are riskier than would be the case in the absence of a fee based on the performance of Polar Capital Funds plc.

Country Specific Disclaimers: It is the responsibility of any person/s in possession of this document to inform themselves of, and to observe, all applicable laws and regulations of any relevant jurisdiction. Neither Polar Capital nor Polar Capital Funds plc shall be liable for, and accept no liability for, the use or misuse of this document. If such a person considers an investment in Shares of the Fund, they should ensure that they have been properly advised about the suitability of an investment. Please be aware that not every sub-fund of Polar Capital Funds plc or share class is available in all jurisdictions.

Italy: The Fund is registered in Italy for public distribution. Further information is provided in the prospectus, available in English language, and in the Italian KIIDs filed with the Italian Supervisory Authority (Consob). The principal fund documents (prospectus, KIIDs, memorandum and articles of association, annual report and semi-annual report) may be obtained free of charge from the Italian distributors and from the website <https://ucitfunds.polarcapital.co.uk/>. The updated list of distributors in Italy is available from the distributors themselves and on the mentioned website. **Investors are recommended to read carefully the Prospectus and the KIID before investing.** It is recommended to read the most recent annual financial statement to obtain more detailed information on the investment policy effectively pursued by the Fund. **Past performance is not a reliable indicator of future returns. Yields are represented gross of taxation.**

Australia: Neither Polar Capital nor Polar Capital Funds plc are registered as a foreign company in Australia. The provision of this document to any person does not constitute an offer of shares of Polar Capital Funds plc to any person or an invitation to any person to apply for shares of Polar Capital Funds plc. Any such offer or invitation will only be extended to a person in Australia if that person is a sophisticated or professional investor for the purposes of section 708 of the Corporations Act 2001 of Australia ("Corporations Act") and a "wholesale client" for the purposes of section 761G of the Corporations Act. This document is not intended to be distributed or passed on, directly or indirectly, to any other class of persons in Australia. This document is not a disclosure document under Chapter 6D of the Corporations Act or a Product Disclosure Statement under Part 7.9 of the Corporations Act. It is not required to, and does not, contain all the information which would be required in a disclosure document or a Product Disclosure Statement. It has not been lodged with the Australian Securities and Investments Commission. Any person to whom shares of Polar Capital Funds plc are issued or sold must not, within 12 months after the issue, offer, transfer or assign those shares to investors in Australia except in circumstances where disclosure to investors is not required under the Corporations Act.

Hong Kong: The Fund is a collective investment scheme as defined in the Securities and Futures Ordinance (Cap. 571) (the "SFO") but is not authorised under Section 104 of the SFO by the Securities and Futures Commission of Hong Kong ("SFC"). This document does not constitute an offer or invitation to the public in Hong Kong to acquire interests in the Fund. In addition, this document has not been approved by the SFC nor has a copy of it been registered with the Registrar of Companies in Hong Kong, and therefore may only be issued or possessed for the purpose of issue to persons who are "professional investors" under the SFO and any rules made under that Ordinance or as otherwise permitted by the SFO.

The Netherlands: This factsheet is for professional client use only in the Netherlands and it is intended that the Fund will only be marketed to professional clients in the Netherlands. Polar Capital Funds plc is authorized to offer shares in the Global Insurance Fund to investors in the Netherlands on a cross border basis and is registered as such in the register kept by the Dutch Authority for the Financial Markets ("AFM") www.afm.nl.

Portugal: The Global Insurance Fund has been passported into Portuguese jurisdiction pursuant to Directive 65/2009/EU of the European Parliament and of the Council, of 13 July 2009 and Regulation 584/2010, of 1 July 2010, and are registered with the Portuguese Securities Commission (CMVM) for marketing in Portugal.

Spain: The Fund is registered in Spain with the Comisión Nacional del Mercado de Valores ("CNMV") under registration number 771.

Switzerland: The principal fund documents (the prospectus, KIIDs, memorandum and articles of association, annual report and semi-annual report) of the Fund may be obtained free of charge from the Swiss Representative. In respect of the shares distributed in Switzerland, the place of performance and the place of jurisdiction is at the registered office of the Swiss Representative. The Fund is domiciled in Ireland. The Swiss representative and paying agent is BNP Paribas Securities Services, Paris, succursale de Zurich, Selnaustrasse 16, CH-8002 Zurich, Switzerland.

Austria / Denmark (professional only) / Finland / Germany / Ireland / Luxembourg / Norway / Spain / Sweden / Sweden and the United Kingdom: The Fund is registered for sale to all investors in these countries. Investors should make themselves aware of the relevant financial, legal and tax implications if they choose to invest.