

Fund Fact Sheet

29 January 2021

Currency Hedged GBP I Dist
ISIN: IE00BYWG2G32



NAV per Share

Currency Hedged GBP I Dist £11.75

Fund Particulars

Fund Size	£749.5 million
Base Currency	US\$
Denominations	US\$ / GBP / EUR
Fund Structure	Open-ended UCITS
Domicile	Dublin, Ireland
Listing	Irish Stock Exchange
Launch Date ¹	30 August 2013
Management	Polar Capital LLP

Historic Yield (%)¹ 3.6

Risk / Return Since Inception

Best Month (%)	9.18
Worst Month (%)	-11.55
Positive Months (%)	66.67
Volatility of Returns (%)	7.80
Sharpe Ratio	1.03

Investment Team



David Keetley
Fund Manager

David has managed the Fund since launch, he joined Polar Capital in 2010 and has 34 years of industry experience.



Stephen McCormick
Fund Manager

Stephen has managed the Fund since launch, he joined Polar Capital in 2010 and has 34 years of industry experience.



David Sugarman
Head of Credit &
Convertible Research

David joined Polar Capital in 2011 and has 18 years of industry experience.

Fund Profile

Investment Objective

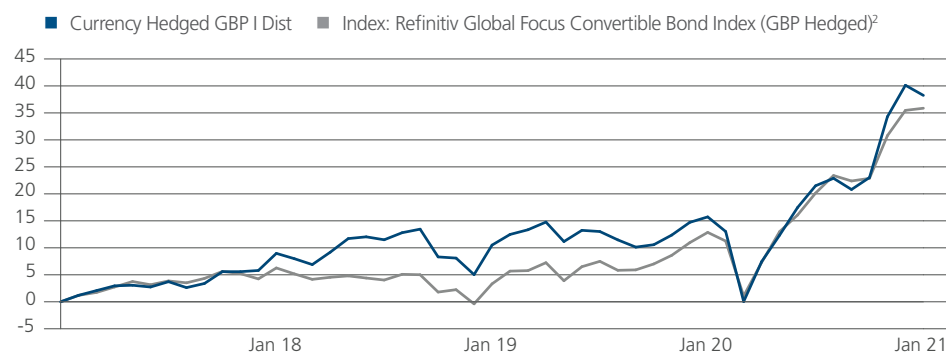
The Fund's investment objective is to generate both income and long term capital growth by investing in a diversified portfolio of securities, primarily in the global convertible market.

Key Facts

- Team of 5 sector specialists based in London and Connecticut
- The team has 115+ years of combined industry experience
- Typically 50-80 positions with geographic and sector diversification
- Fundamentally-driven convertible analysis. No benchmark constraints
- Ability to hedge interest rates

Share Class Performance

Performance Since Launch (%)



	1 month	3 month	YTD	1 year	3 years	5 years	Since Launch	
							Ann.	Cum.
Curr. Hgd GBP I Dist	-1.34	12.33	-1.34	19.41	26.89	-	8.44	38.24
Index	0.30	10.58	0.30	20.39	27.85	-	7.97	35.87
Relative (bp)	-164	175	-164	-98	-96	-	47	237

Monthly Returns (%)

	Jan	Feb	Mar	Apr	May	Jun	Jul	Aug	Sep	Oct	Nov	Dec	Return
2021	-1.34	-	-	-	-	-	-	-	-	-	-	-	-1.34
2020	0.89	-2.34	-11.49	7.40	4.56	4.56	3.43	1.14	-1.69	1.83	9.18	4.33	22.23
2019	5.21	1.78	0.78	1.25	-3.15	1.87	-0.20	-1.37	-1.20	0.41	1.62	2.09	9.15
2018	3.00	-0.90	-1.01	2.15	2.30	0.29	-0.49	1.18	0.58	-4.53	-0.20	-2.83	-0.71
2017		1.20	0.86	0.86	0.11	-0.32	0.96	-1.05	0.75	2.12	0.00	0.21	5.82

Source: Northern Trust International Fund Administration Services (Ireland) Ltd, monthly percentage growth, GBP and has been calculated to account for the deduction of fees. Fund performance does not take account of any commissions or costs incurred by investors when subscribing for or redeeming shares. The Currency Hedged GBP I Dist was launched on 31 January 2017. The index performance figures are sourced from Bloomberg and are in GBP Hedged terms. These figures refer to the past. Investments in funds are subject to risk. **Past performance is not a reliable indicator of future returns.** The money invested in a fund can increase and decrease in value and past performance is not a reliable indicator that you will get back the full amount invested. The performance calculation is based on GBP. If the currency in which the past performance is displayed differs from the currency of the country in which you reside, then you should be aware that due to exchange rate fluctuations the performance shown may increase or decrease if converted into your local currency. Please see the Important Information on the last page of this document for further information on the risks to your investment.

1. The historic yield is 3.6% based upon a NAV per share of 11.75 GBP (29 January 2021) and a total income of GBP 0.4281 per unit declared in the last 12 months, based upon GBP Hedged Institutional distribution units. **WARNING: Investors should note that historic yield does not measure the overall performance of a fund. It is possible for a fund to lose money overall but to have a positive historic yield. Historic yield cannot be considered as being similar to the interest rate an investor would earn on a savings account.**
2. The benchmark name changed on 21 February 2020 to Refinitiv Global Focus Convertible Bond Index. Prior to 21 February 2020 the Fund's benchmark name was Thomson Reuters Global Focus Convertible Bond Index. This is a name change only due to a rebranding of company.

Polar Capital Funds plc - Global Convertible Fund

Portfolio Exposure & Attribution

As at 29 January 2021

Performance Attribution - 1 Month (%), calculated in US\$

Top Contributors ¹		Top Detractors ¹	
Maxeon Solar 6.5% 07/2025	0.32	Electricite de France 0% 09/2024	-0.46
Microstrategy 0.75% 12/2025	0.18	Air Transport Services 1.125% 10/2024	-0.22
Guardant Health 0% 11/2027	0.14	Apellis Pharma 3.5% 09/2026	-0.21
Change Healthcare 6% 06/2022	0.08	Norwegian Cruise Line 5.375% 08/2025	-0.16
Silicon Labs 0.625% 06/2025	0.07	SSR Mining 2.5% 04/2039	-0.16

Sector Exposure by LMV (%)

	Fund (%)	Relative (%)
Materials	10.1	9.4
Telecom	8.0	6.4
Healthcare	16.8	5.3
Consumer Staples	5.0	3.3
Transportation	5.5	2.9
Utilities	6.5	0.9
Energy	3.1	0.3
Financial	1.2	-1.6
Real Estate	2.7	-4.1
Consumer Discretionary	9.3	-6.2
Industrial	7.5	-6.7
IT	24.5	-9.7

The column headed "Fund (%)" refers to the percentage of the Fund's assets invested in each sector. The column headed "Relative (%)" refers to the extent to which the Fund is overweight or underweight in each sector compared (relative) to the index.

Total Number of Positions	84	Leverage (LMV/AUM)	132.44%
Top 5 Positions (Net Exposure by LMV) (%)		Market Cap Underlying Stocks (%)	
Sainsbury 2.875%	3.6	Large (>US\$5 billion)	80.9
EDF 0% 09/2024	3.2	Medium (US\$500 million to 5 billion)	18.9
Palo Alto Networks 0.375% 06/2025	3.1	Small (<US\$500 million)	0.2
Dermira 3% 05/2022	3.1		
Silicon Labs 0.625% 06/2025	2.9		
Total	15.9	Fund Delta (%)	
		Portfolio Excluding Hedged Mandatories	58.54
		Portfolio Including Hedged Mandatories	41.77
Modified Duration	1.76	(Delta: Net Equity Exposure/Cash Parity)	

Share Class Information

Share Class	Bloomberg	ISIN	SEDOL	OCF	Annual Fee
US\$ Class I Acc	PCGCIUA ID	IE00BCDBX378	BCDBX37	1.11%	1.00%
US\$ Class I Dist	PCGCIUD ID	IE00BCDBX261	BCDBX26	1.11%	1.00%
GBP Class I Acc	PCGCIGA ID	IE00BCDBX717	BCDBX71	1.11%	1.00%
GBP Class I Dist	PCGCIGD ID	IE00BCDBX600	BCDBX60	1.11%	1.00%
EUR Class I Acc	PCGCIEA ID	IE00BCDBX592	BCDBX59	1.11%	1.00%
EUR Class I Dist	PCGCIED ID	IE00BCDBX485	BCDBX48	1.11%	1.00%
Currency Hedged Share Class ² Bloomberg	ISIN	SEDOL	OCF	Annual Fee	
Currency Hedged GBP I Dist	PGCIDGH ID	IE00BYWG2G32	BYWG2G3	1.11%	1.00%
Currency Hedged EUR I Acc	POGCIHE ID	IE00BYPHSR67	BYPHSR6	1.11%	1.00%

1. May include occasional equity hedges.

2. All material currency exposures hedged to the extent it's practicable.

For a full list of share class information please visit www.polarcapital.co.uk.

Minimum Investment: Class I Shares; US\$1 million (or its foreign currency equivalent).

Performance Fee 10.00% of outperformance of Refinitiv Global Focus Convertible Bond Index.

Ongoing Charges Figure (OCF) is the latest available, as per the date of this factsheet.

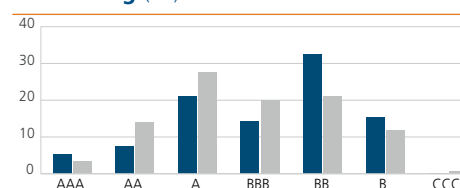
Credit Quality (%)

A-AAA	21.9
BBB	22.9
BB	41.7
B	13.5

Source: Polar Capital

Weighted Avg Credit Quality **BBB-**

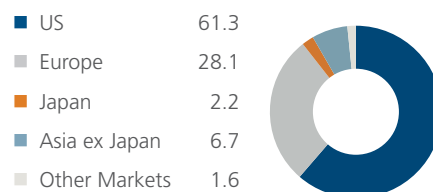
ESG Rating (%)



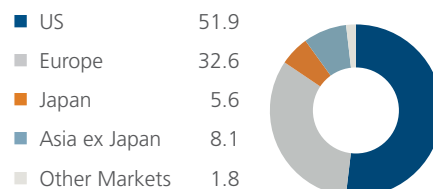
Source: Polar Capital

Regional Exposure by LMV (%)

Polar Capital Global Convertible Fund



Refinitiv Global Focus Convertible Bond Index (GBP Hedged)



Administrator Details

Northern Trust International Fund Administration Services (Ireland) Ltd

Telephone +353 1 434 5007

Fax +353 1 542 2889

Dealing Daily

Cut-off 15:00 Dublin time

Note: Totals may not sum due to rounding. It should not be assumed that recommendations made in future will be profitable or will equal performance of the securities in this document. A list of all recommendations made within the immediately preceding 12 months is available upon request.

Polar Capital Funds plc - Global Convertible Fund

Fund Managers Comments

As at 29 January 2021

The Polar Capital Global Convertible Fund returned -1.61% in January, taking its return since inception to 71.30% (USD I Acc Share Class). In comparison, the Refinitiv Global Focus Convertible Bond Index (in dollar terms) returned 0.01% and 55.14%, respectively.

The US occupied greatest share of mind in January, with the month perhaps best characterised as one in which democracy was thoroughly tested yet duly prevailed. Indeed, months of allegations by President Trump of mass voter fraud during the recent presidential election culminated in the storming of Capitol Hill by his most staunch supporters in an attempt to disrupt the confirmation of incoming President Joe Biden and as a demonstration of his supporter's denial of the election result. The sheer magnitude and swiftness of the degradation of the pillars of democracy with which this insurrection took place not only sent shockwaves across the political spectrum but also resulted in the prospect of Trump facing a historic second impeachment trial for his role in inciting and encouraging the upheaval.

However, while the temporary collapse of democracy should not be understated, nor should the subsequent victory of democracy be ignored. Indeed, it is testament to the strength of democracy in the region that Biden was confirmed shortly after these events unfolded and was sworn in a few days later, on the steps of Capitol Hill, with little disruption.

Indeed, despite the symbolism of this momentary constitutional breakdown, financial markets appeared largely unphased, likely because it was just that. Momentary. In addition, while the abovementioned events presented some level of uncertainty, other political events served to provide more certainty during the month, namely the outcome of the Georgia run-off elections which confirmed Democrats gaining control of all three branches of government, albeit by the slimmest of margins. While this does not enable Biden to roll out his policy agenda freely, it presents a narrow path for Democrats to enact certain measures with a simple majority, including additional stimulus relief. With personal disposable income and the consumer savings rate in the US at already elevated levels following the previous round of fiscal stimulus, a further boost to this is widely foreseen as likely to facilitate a significant boost in overall consumer spending in the months ahead. This acknowledgment of potential strong upcoming consumer spending led to higher inflation expectations and contributed to a further steepening in the US yield curve to levels not seen since 2017.

The other notable event of January was the rise and realisation of the power of the retail investor. Specifically, by engaging in a concerted effort to target heavily shorted stocks, this class of investor not only caused meaningful losses to some hedge funds caught in their crosshairs, but stoked consternation within the hedge fund community at large, consequently causing them to reassess the convictions of their short positions. As a result, this institutional investor base withdrew their risk exposure en masse, resulting in a broad-based de-grossing, the outcome of which was weaker financial markets and much elevated volatility into month end (VIX Index +10.3pts to 33.1%).

Against this backdrop, convertibles performed well in January, as did the level of new convertible issuance. Regarding the latter, \$12.6bn was priced across 30 deals, close to double the historical average for January since 2012 (source: BAML). The US region contributed the most to convertible new issuance, with \$5.3bn followed by Asia, Europe and Japan at \$5.1bn, \$1.8bn, and \$0.5bn, respectively.

Fund performance was mixed in January, as we benefitted from some areas, including renewable energy, but suffered in others, such as transportation and utilities. The largest contributor to fund performance was renewable energy equipment manufacturer Maxeon Solar Technologies as the company


received several positive sell-side reviews during the month combined with confirmation that the Democrats had taken control of the Senate, the latter of which raises the possibility of a more policy-friendly environment for the company in the years ahead. Conversely, the largest detractor to fund performance during the month came from French utility company EDF as the stock reversed its recent positive performance as restructuring talks with the French government appeared to be delayed. We reduced the size of the Fund's position during the month.

Looking ahead, we foresee ongoing partisan politics, continued high COVID-19 cases and related global restrictions both on businesses and consumers as headwinds. However, early vaccine deployments combined with ongoing fiscal stimulus and monetary accommodation are shining an ever-brighter light on the outlook towards the middle of the year. That being said, the pace of vaccine deployments remains highly varied, with the UK and US doing well and Europe largely lagging behind. Taken together, we believe these competing factors are likely to keep volatility higher rather than suppressed in the near term, along with the prospect of exiting the pandemic with a two-speed global growth rate as faster vaccine deployment enables some nations to emerge from restrictions sooner than others.

With this in mind, we continue to aim to create a portfolio with a solid credit backstop to mitigate downside risk coupled with upside participation potential. We remain optimistic in the outlook for the Fund.

David Keetley and Stephen McCormick

8 February 2021



Source & Copyright: CITYWIRE. David Keetley & Stephen McCormick have been awarded a Plus rating by Citywire for their 3 year risk-adjusted performance for the period 30/11/2017 - 30/11/2020.

©2020 Morningstar. All Rights Reserved. Rating representative of the I USD Inc Share Class, as at 31/12/2020. Ratings may vary between share classes. The information contained herein: (1) is proprietary to Morningstar and/or its content providers; (2) may not be copied or distributed; and (3) is not warranted to be accurate, complete or timely. Neither Morningstar nor its content providers are responsible for any damages or losses arising from any use of this information. Past performance is no guarantee of future results. For more detailed information about the Morningstar Rating or Morningstar Analyst rating, including its methodology, please go to: <http://corporate1.morningstar.com/AnalystRating/>.

FE Crown Fund Ratings do not constitute investment advice offered by FE and should not be used as the sole basis for making any investment decision. All rights reserved.

FE Alpha Manager Ratings do not constitute investment advice offered by FE and should not be used as the sole basis for making any investment decision. © 2020 FE. All rights reserved.

It should not be assumed that recommendations made in future will be profitable or will equal performance of the securities in this document. A list of all recommendations made within the immediately preceding 12 months is available upon request.

Polar Capital Funds plc - Global Convertible Fund

Important Information

Important Information: This document is provided for the sole use of the intended recipient and is not a financial promotion. Global Convertible Fund (the "Fund") is a sub-fund of Polar Capital Funds plc -which is authorised by the Central Bank of Ireland as an Undertaking for Collective Investment in Transferable Securities under the European Communities (Undertakings for Collective Investment in Transferable Securities) Regulations 2011 (S.I. 352/2011), as amended. This document has been prepared by Polar Capital for informational purposes only for the sole use of the intended recipient. It does not seek to make any recommendation to buy or sell any particular security (including shares in the Fund) or to adopt any specific investment strategy. This document does not contain information material to an investor's decision to invest in the Fund. Shares in the Fund are offered only on the basis of information contained in the prospectus, key investor information document ("KIID"), and the latest annual audited accounts. Copies are available free of charge from Polar Capital at the below address or on www.polarcapital.co.uk. The KIID is available in Danish, Dutch, English, French, German, Italian, Norwegian, Spanish and Swedish. The prospectus is available in English.

Regulatory Status: Polar Capital LLP is a limited liability partnership (OC314700), authorised and regulated by the UK Financial Conduct Authority and is registered as an investment adviser with the US Securities & Exchange Commission. A list of members is open to inspection at 16 Palace Street, London, SW1E 5JD. FCA authorised and regulated Investment Managers are expected to write to investors in funds they manage with details of any side letters they have entered into. The FCA considers a side letter to be an arrangement known to the investment manager which can reasonably be expected to provide one investor with more materially favourable rights, than those afforded to other investors. These rights may, for example, include enhanced redemption rights, capacity commitments or the provision of portfolio transparency information which are not generally available. The Fund and the Investment Manager are not aware of, or party to, any such arrangement whereby an investor has any preferential redemption rights. However, in exceptional circumstances, such as where an investor seeds a new fund or expresses a wish to invest in the Fund over time, certain investors have been or may be provided with portfolio transparency information and/or capacity commitments which are not generally available. Investors who have any questions concerning side letters or related arrangements should contact the Polar Capital Desk at the Administrator on (+353) 1 434 5007. The Fund is prepared to instruct the custodian of the Fund, upon request, to make available to investors portfolio custody position balance reports monthly in arrears.

Third-party Data: Some information contained herein has been obtained from third party sources and has not been independently verified by Polar Capital. Neither Polar Capital nor any other party involved in or related to compiling, computing or creating the data makes any express or implied warranties or representations with respect to such data (or the results to be obtained by the use thereof), and all such parties hereby expressly disclaim all warranties of originality, accuracy, completeness, merchantability or fitness for a particular purpose with respect to any data contained herein.

Holdings: Portfolio data is "as at" the date indicated and should not be relied upon as a complete or current listing of the holdings (or top holdings) of the fund. The holdings may represent only a small percentage of the aggregate portfolio holdings, are subject to change without notice, and may not represent current or future portfolio composition. Information on particular holdings may be withheld if it is in the fund's best interest to do so. A historic complete list of the portfolio holdings may be made available upon request. It should not be assumed that recommendations made in future will be profitable or will equal performance of the securities in this document. A list of all recommendations made within the immediately preceding 12 months is available upon request. This document is designed to provide updated information to professional investors to enable them to monitor the Fund. No other persons should rely upon it. The information provided in this document should not be considered a recommendation to purchase or sell any particular security.

Information Subject to Change: The information contained herein is subject to change, without notice, at the discretion of Polar Capital and Polar Capital does not undertake to revise or update this information in any way.

Forecasts: References to future returns are not promises or estimates of actual returns Polar Capital may achieve, and should not be relied upon. The forecasts contained herein are for illustrative purposes only and are not to be relied upon as advice or interpreted as a recommendation. Forecasts are based upon subjective estimates and assumptions about circumstances and events that may not yet have taken place and may never do so.

Statements/Opinions/Views: All opinions and estimates constitute the best judgment of Polar Capital as of the date hereof, but are subject to change without notice, and do not necessarily represent the views of Polar Capital. This material does not constitute legal or accounting advice; readers should contact their legal and accounting professionals for such information. All sources are Polar Capital unless otherwise stated.

Benchmark: The Fund is actively managed and uses the Refinitiv Global Focus Convertible Bond Index (GBP Hedged) (formerly Thomson Reuters Global Focus Convertible Bond Index) as a performance target and to calculate the performance fee. The benchmark has been chosen as it is generally considered to be representative of the investment universe in which the Fund invests. The performance of the Fund is likely to differ from the performance of the benchmark as the holdings, weightings and asset allocation will be different. Investors should carefully consider these differences when making comparisons. Further information about the benchmark can be found <https://www.refinitiv.com/en/financial-data/indices/convertible-indices>. The benchmark is provided by an administrator on the European Securities and Markets Authority (ESMA) register of benchmarks which includes details of all authorised, registered, recognised and endorsed EU and third country benchmark administrators together with their national competent authorities.

Performance: The performance shown has been calculated to account for the deduction of fees and expenses and includes the reinvestment of dividends and capital gain distributions. £ or GBP/US\$/JPY/EUR/CHF = Currency abbreviations of: British Pound sterling/US Dollar/Japanese Yen/Euro/Swiss Franc, respectively.

Allocations: The strategy allocation percentages set forth in this document are estimates and actual percentages may vary from time-to-time. The types of investments presented herein will not always have the same comparable risks and returns. Please see the private placement memorandum for a description of the investment allocations as well as the risks associated therewith. Please note that the Fund may elect to invest assets in

different investment sectors from those depicted herein, which may entail additional and/or different risks. Performance of the Fund is dependent on the Investment Manager's ability to identify and access appropriate investments, and balance assets to maximize return to the Fund while minimizing its risk. The actual investments in the Fund may or may not be the same or in the same proportion as those shown herein.

Risk: Factors affecting fund performance may include changes in market conditions (including currency risk) and interest rates, as well as other economic, political, or financial developments. The Fund's investment policy allows for it to enter into derivatives contracts. Leverage may be generated through the use of such financial instruments and investors must be aware that the use of derivatives may expose the Fund to greater risks, including, but not limited to, unanticipated market developments and risks of illiquidity, and is not suitable for all investors. Past performance is not a guide to or indicative of future results. Future returns are not guaranteed and a loss of principal may occur. Polar Capital may also receive a performance fee based on the appreciation in the NAV per share and accordingly the performance fee will increase with regard to unrealised appreciation, as well as realised gains. The performance fee may create an incentive for Polar Capital to make investments for Polar Capital Funds plc which are riskier than would be the case in the absence of a fee based on the performance of Polar Capital Funds plc.

Country Specific Disclaimers: It is the responsibility of any person/s in possession of this document to inform themselves of, and to observe, all applicable laws and regulations of any relevant jurisdiction. Neither Polar Capital nor Polar Capital Funds plc shall be liable for, and accept no liability for, the use or misuse of this document. If such a person considers an investment in Shares of the Fund, they should ensure that they have been properly advised about the suitability of an investment. Please be aware that not every sub-fund of Polar Capital Funds plc or share class is available in all jurisdictions.

Australia: Neither Polar Capital nor Polar Capital Funds plc are registered as a foreign company in Australia. The provision of this document to any person does not constitute an offer of shares of Polar Capital Funds plc to any person or an invitation to any person to apply for shares of Polar Capital Funds plc. Any such offer or invitation will only be extended to a person in Australia if that person is a sophisticated or professional investor for the purposes of section 708 of the Corporations Act 2001 of Australia ("Corporations Act") and a 'wholesale client' for the purposes of section 761G of the Corporations Act. This document is not intended to be distributed or passed on, directly or indirectly, to any other class of persons in Australia. This document is not a disclosure document under Chapter 6D of the Corporations Act or a Product Disclosure Statement under Part 7.9 of the Corporations Act. It is not required to, and does not, contain all the information which would be required in a disclosure document or a Product Disclosure Statement. It has not been lodged with the Australian Securities and Investments Commission. Any person to whom shares of Polar Capital Funds plc are issued or sold must not, within 12 months after the issue, offer, transfer or assign those shares to investors in Australia except in circumstances where disclosure to investors is not required under the Corporations Act.

Hong Kong: The Fund is a collective investment scheme as defined in the Securities and Futures Ordinance (Cap. 571) (the "SFO") but is not authorised under Section 104 of the SFO by the Securities and Futures Commission of Hong Kong ("SFC"). This document does not constitute an offer or invitation to the public in Hong Kong to acquire interests in the Fund. In addition, this document has not been approved by the SFC nor has a copy of it been registered with the Registrar of Companies in Hong Kong, and therefore may only be issued or possessed for the purpose of issue to persons who are "professional investors" under the SFO and any rules made under that Ordinance or as otherwise permitted by the SFO.

The Netherlands: This factsheet is for professional client use only in the Netherlands and it is intended that the Fund will only be marketed to professional clients in the Netherlands. Polar Capital Funds plc is authorized to offer shares in the Global Convertible Fund to investors in the Netherlands on a cross border basis and is registered as such in the register kept by the Dutch Authority for the Financial Markets ("AFM") www.afm.nl.

Portugal: The Global Convertible Fund has been passported into Portuguese jurisdiction pursuant to Directive 65/2009/EU of the European Parliament and of the Council, of 13 July 2009 and Regulation 584/2010, of 1 July 2010, and are registered with the Portuguese Securities Commission (CMVM) for marketing in Portugal.

Spain: The Fund is registered in Spain with the Comisión Nacional del Mercado de Valores ("CNMV") under registration number 771.

Switzerland: The principal fund documents (the prospectus, KIIDs, memorandum and articles of association, annual report and semi-annual report) of the Fund may be obtained free of charge from the Swiss Representative. In respect of the shares distributed in Switzerland, the place of performance and the place of jurisdiction is at the registered office of the Swiss Representative. The Fund is domiciled in Ireland. The Swiss representative and paying agent is BNP Paribas Securities Services, Paris, succursale de Zurich, Selnaustrasse 16, CH-8002 Zurich, Switzerland.

Austria / Denmark (professional only) / Finland / Germany / Ireland / Italy (professional only) / Luxembourg / Norway / Spain / Sweden and the United Kingdom: The Fund is registered for sale to all investors in these countries. Investors should make themselves aware of the relevant financial, legal and tax implications if they choose to invest.